



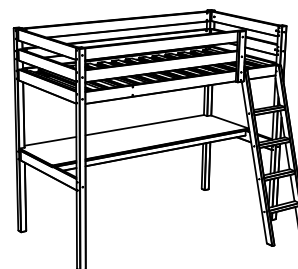

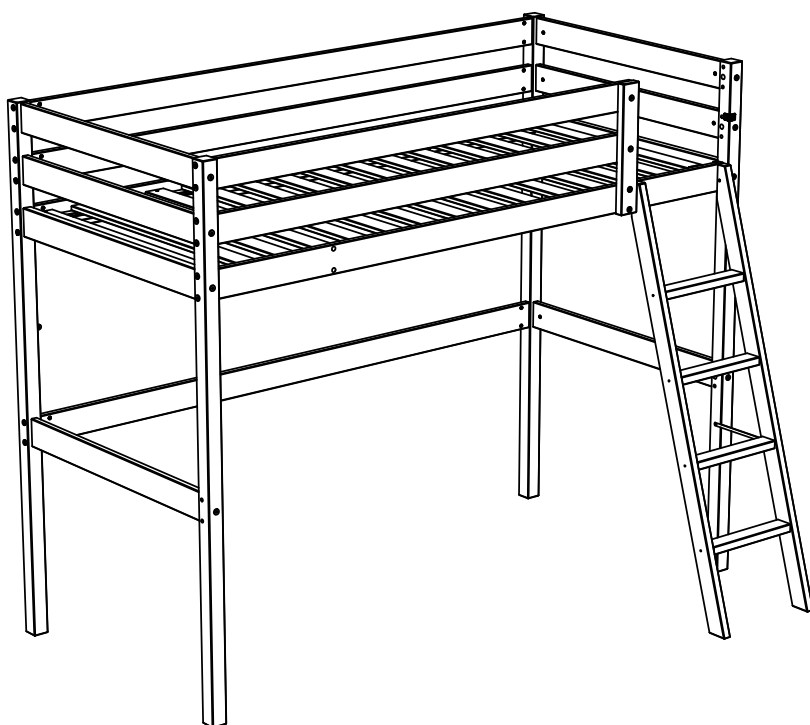
WEBER INDUSTRIES

67580 MERTWILLER

FAB. 767

MOD.: 3250-53/xx

LOT.: XXXXSXX



* Le couchage en hauteur ne convient pas à un enfant de moins de 6 ans, en raison des risques de blessures dues aux chutes.

* Lit conforme aux exigences de sécurité NF EN 747-1&2 + A1 2015.

* Les sommiers font partie intégrante et indissociable du lit.

* Pour effectuer un montage conforme, il est impératif de se reporter à la notice de montage et aux instructions.

* Notices et instructions à lire et à conserver pour utilisation ultérieure.

* The sleeping in height is not convenient for a child of less than 6 years, because of the risk of injury from falls.

* Bed corresponding to the requirements of safety NF EN 747-1&2 + A1 2015.

* Slats are an integral and inseparable part of the bed.

* To make a conform assembly, it is imperative to refer to the assembly instruction and to the instructions.

* Assembly instruction and instructions to be read and to be preserved for later use.

* Das Oberbett ist nicht geeignet für Kind unter 6 Jahren, wegen der Gefahr von Verletzungen durch Stürze.

* Das Bett entspricht den Sicherheitsvorschriften NF EN 747-1&2 + A1 2015.

* Die Lattenroste bilden ein Gesamt mit den Betten und können nicht davon getrennt werden.

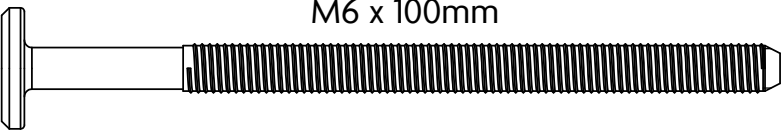

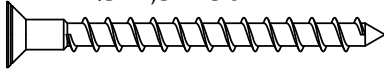
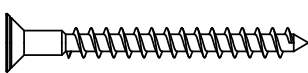
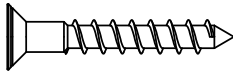
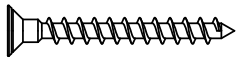
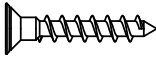
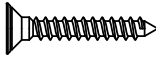




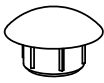
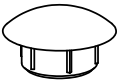
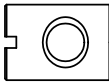
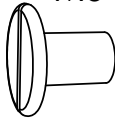
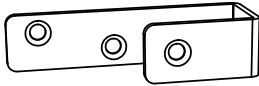
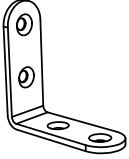
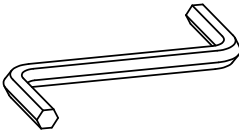
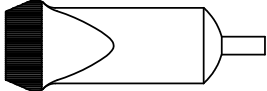
* Um eine tadellose Montage durchzuführen, ist es wichtig, sich auf die Aufbauanleitung und auf die Anweisungen zu beziehen.

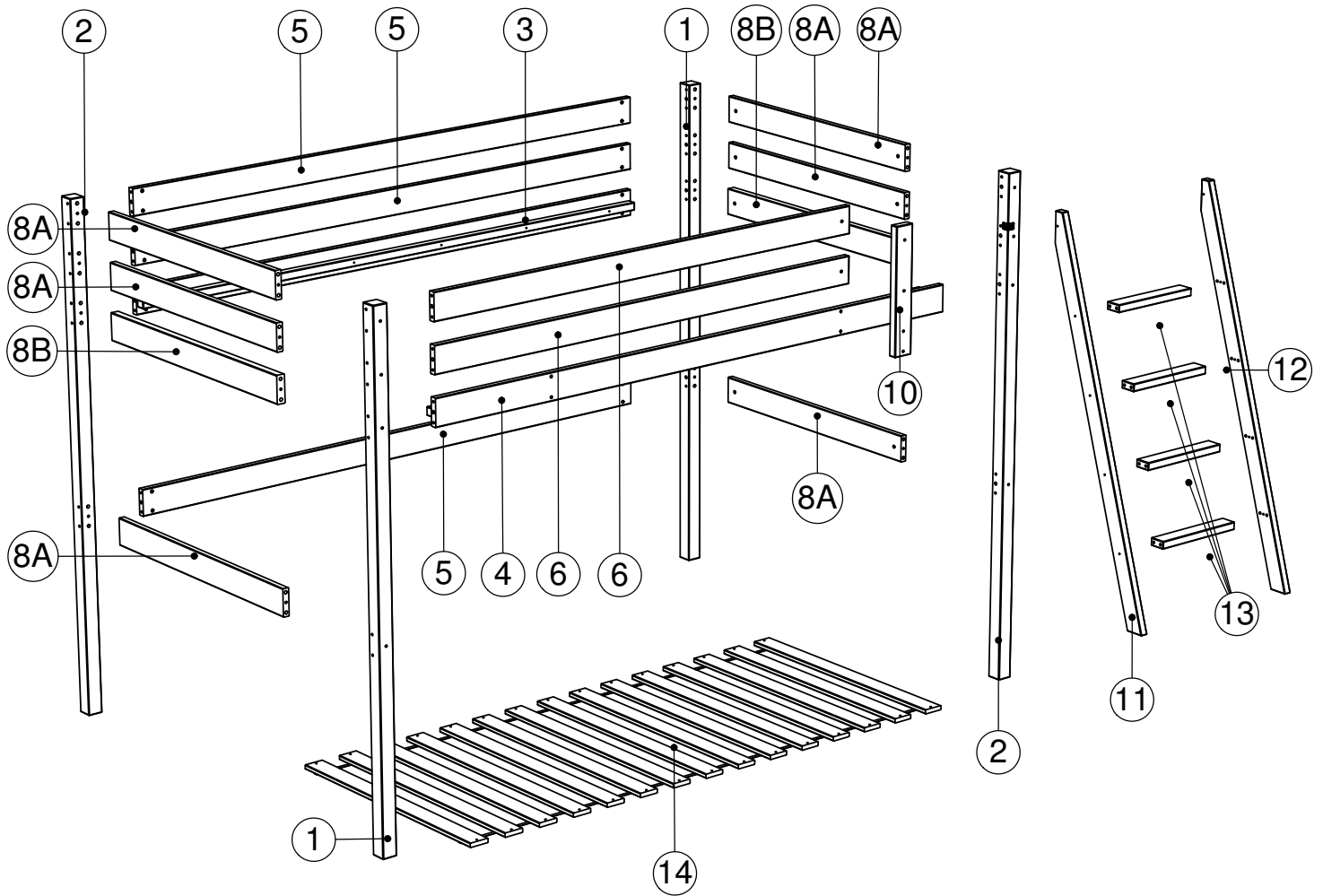
* Aufbauanleitung und Anweisungen, sind zu lesen und für spätere Zwecke aufzubewahren.



3250 : Colis 1/2

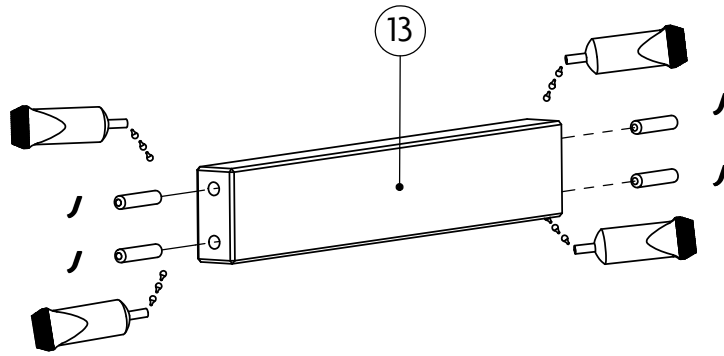
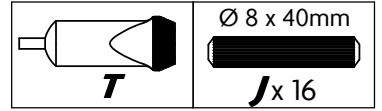
3253 : Colis 1/3

 <p>M6 x 100mm</p>		 <p>M6 x 45mm</p>	
A		40	
 <p>Ø 4,5 x 50mm</p>		 <p>Ø 4 x 40mm</p>	
C		8	
 <p>Ø 4,5 x 30mm</p>		 <p>Ø 3,5 x 30mm</p>	
E		28/30	
 <p>Ø 3,5 x 20mm</p>		 <p>Ø 3 x 20mm</p>	
G		6	
 <p>Ø 10 x 35mm</p>		 <p>Ø 8 x 40mm</p>	
I		44	
 <p>250 mm</p>		 <p>Ø 7mm</p>	
K		1	
 <p>Ø 8mm</p>		 <p>Ø 10mm</p>	
M		2	
 <p>M6</p>		 <p>M6</p>	
O		40	
			
Q		2	
		 <p>30 gr.</p>	
S		1	
R		2	
T		2	

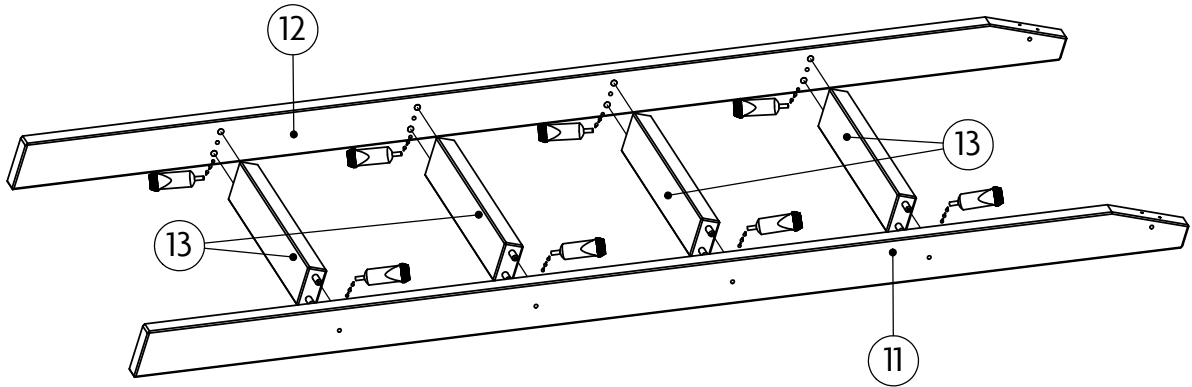
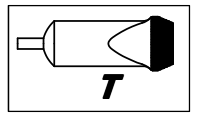


N° PIECE	QTE	Longueur	Largeur	Colis 3250	Colis 3253
1	2	1700	50	1/2	1/3
2	2	1700	50	1/2	1/3
3	1	1890 / 1990	90	1/2	1/3
4	1	1890 / 1990	90	1/2	1/3
5	3	1890 / 1990	90	1/2	1/3
6	2	1496 / 1596	90	1/2	1/3
8A	6	890	90	2/2	2/3
8B	2	890	90	2/2	2/3
10	1	414	65	1/2	1/3
11	1	1450	65	1/2	1/3
12	1	1450	65	1/2	1/3
13	4	340	57	1/2	1/3
14	1	14 / 15 lattes	895	2/2	2/3

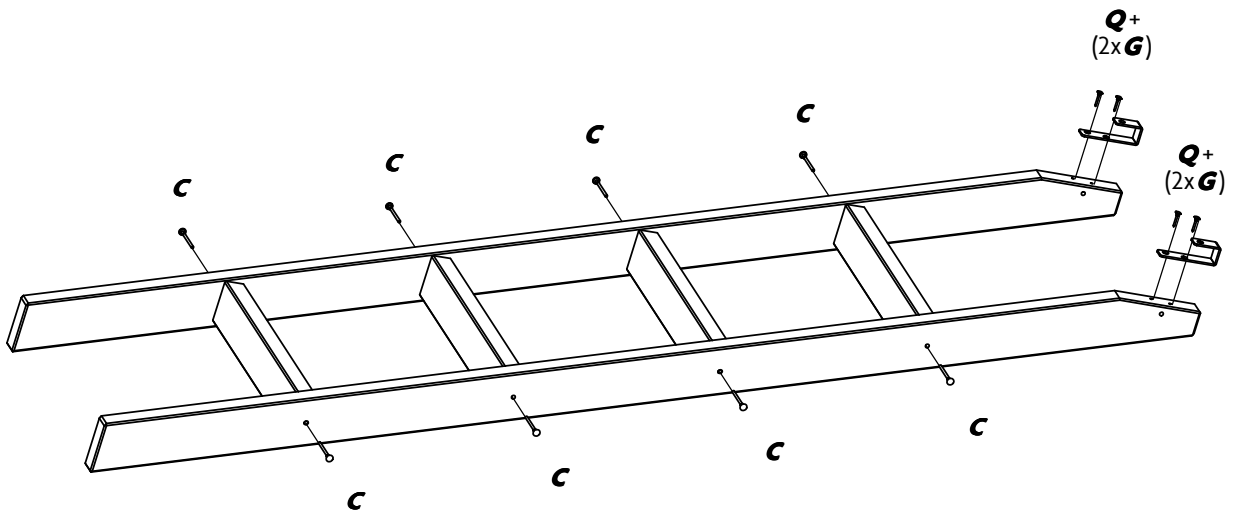
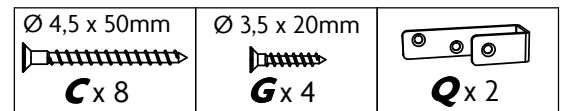
1. (x4)



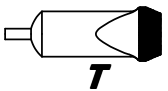
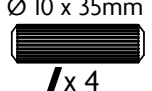


2.

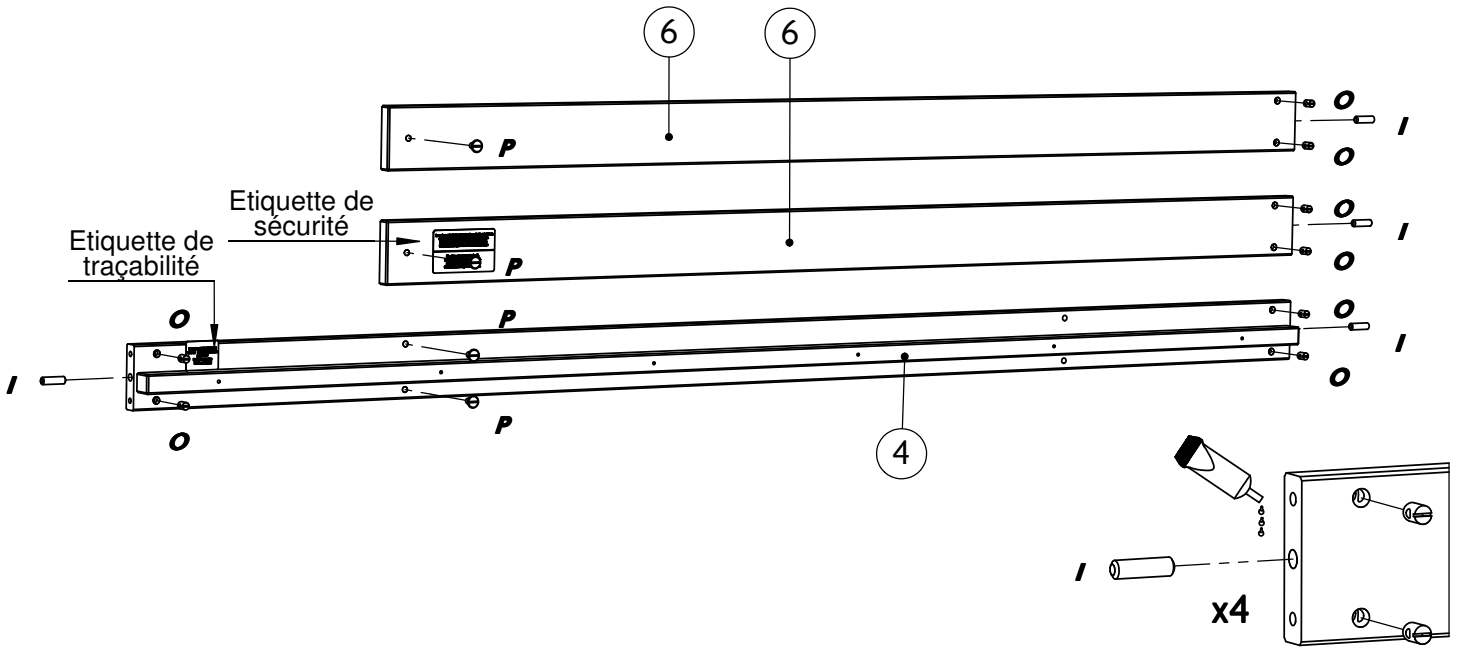


3.

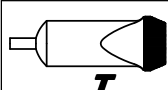
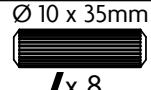



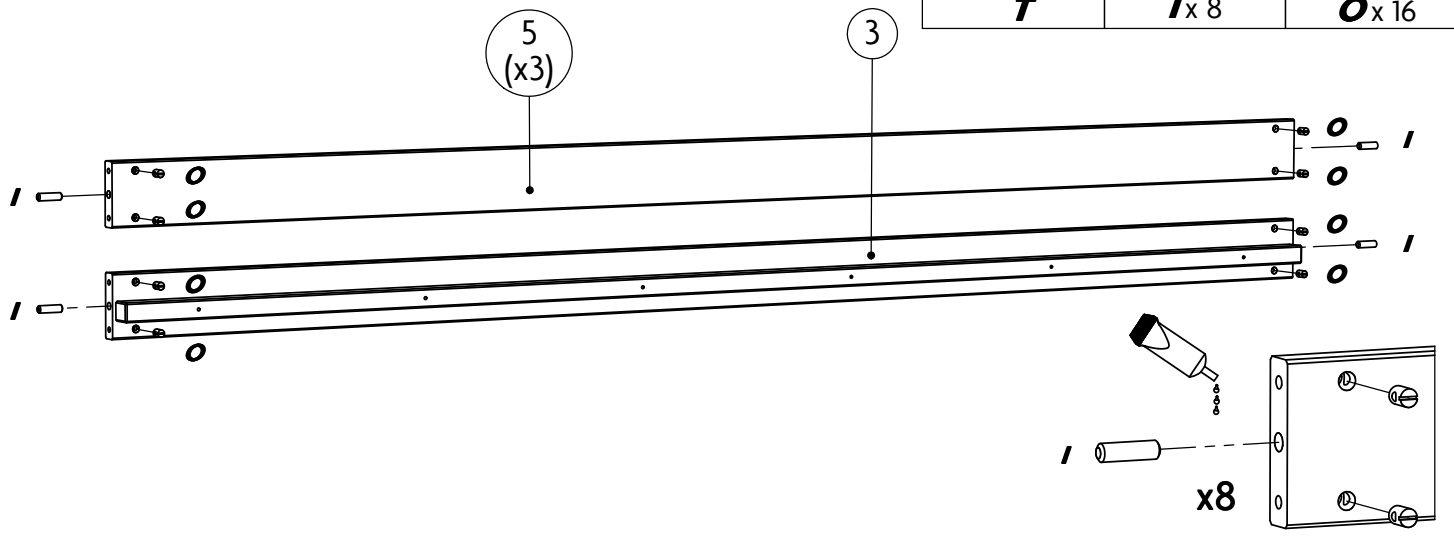
4.

 T	 I x 4	 O x 8	 P x 4
---	---	---	---

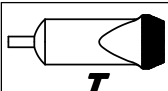
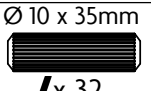



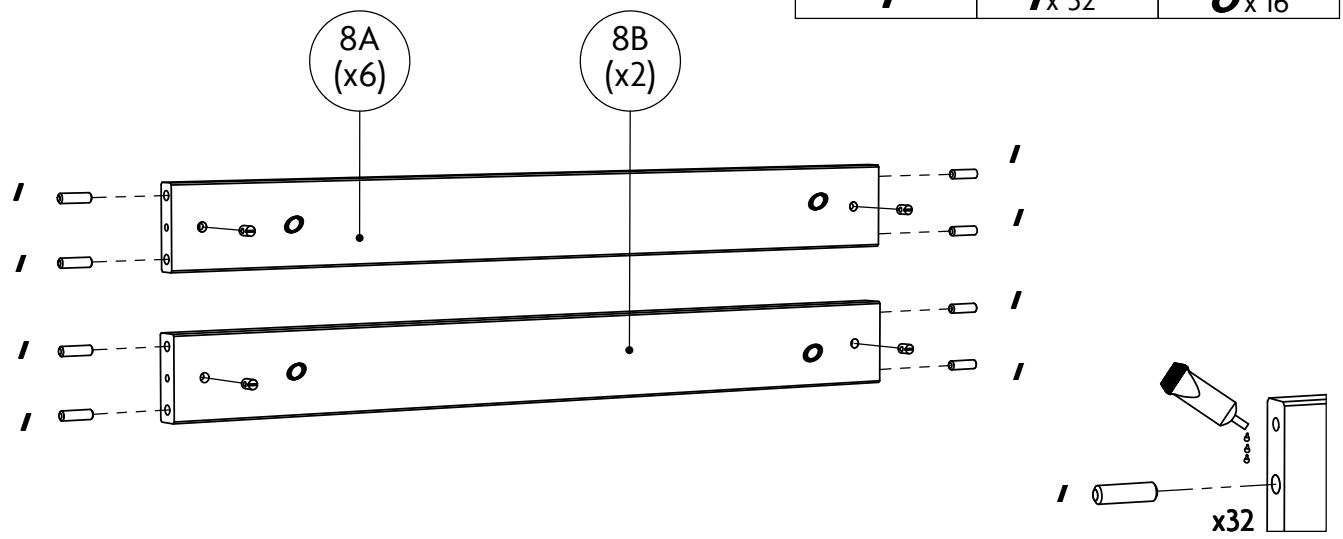
5.

 T	 I x 8	 O x 16
--	---	--

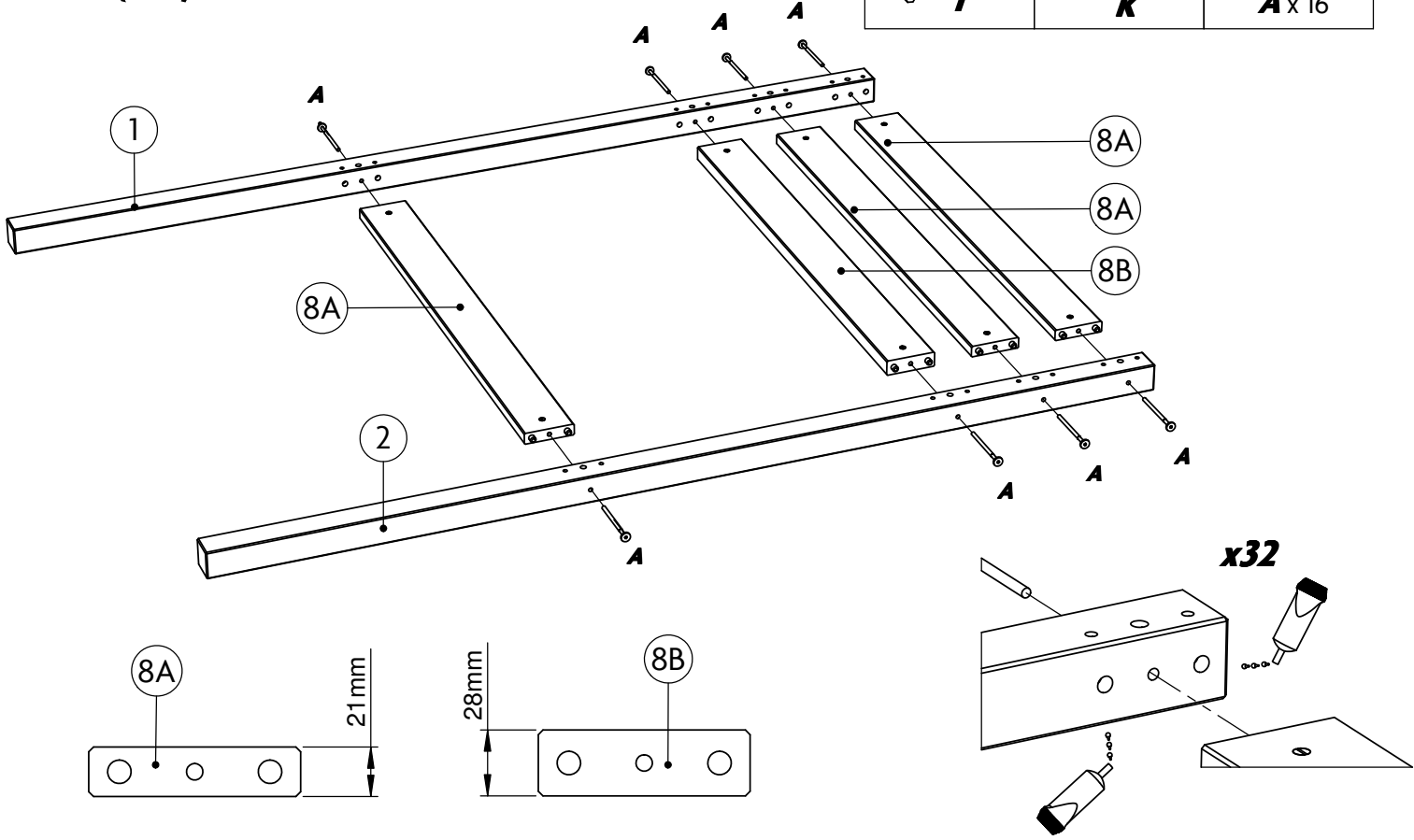
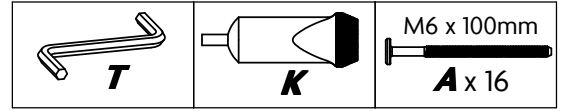


6.

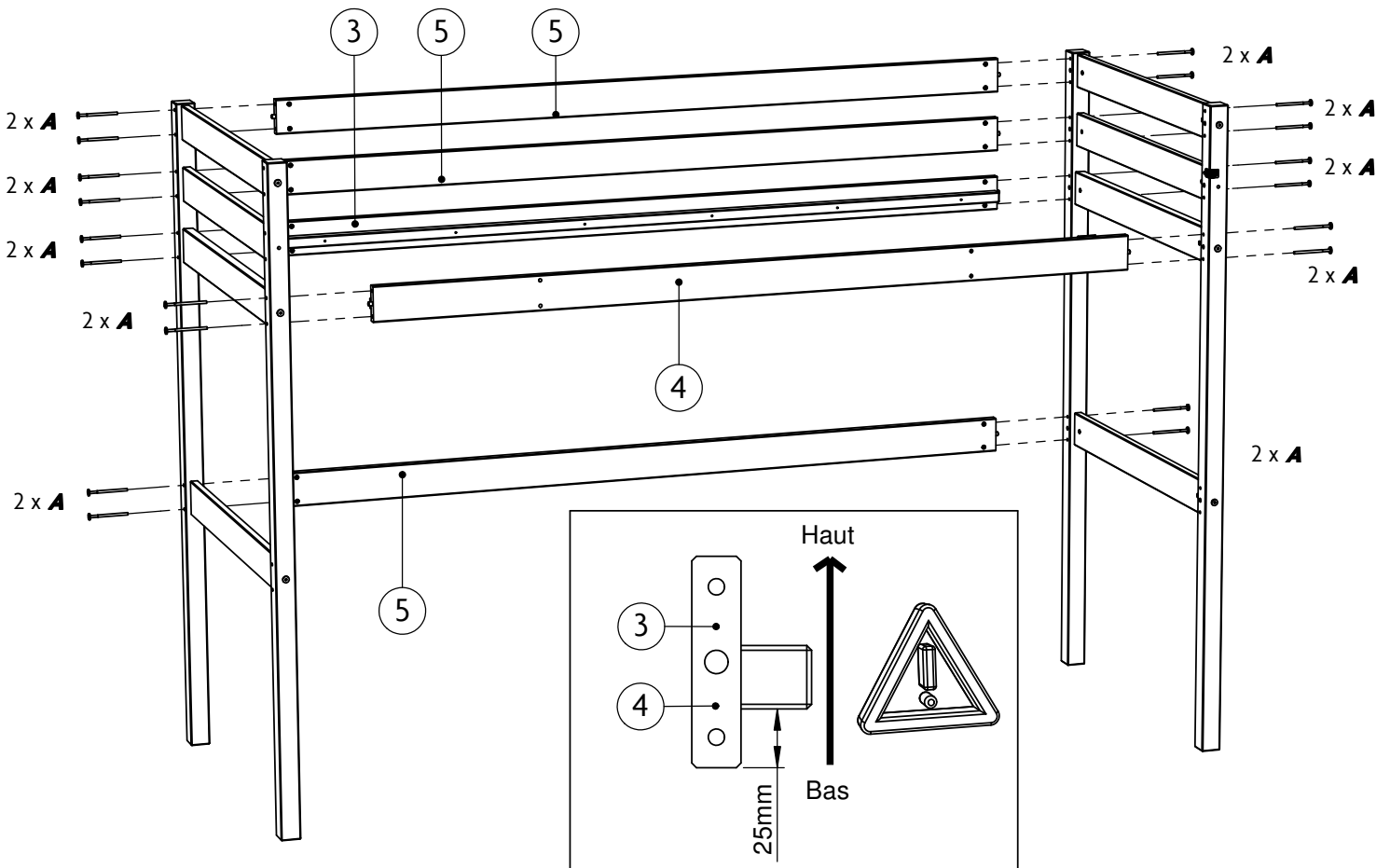
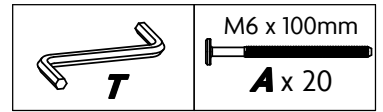
 T	 I x 32	 O x 16
--	--	--



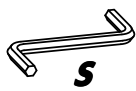
7. (x2)


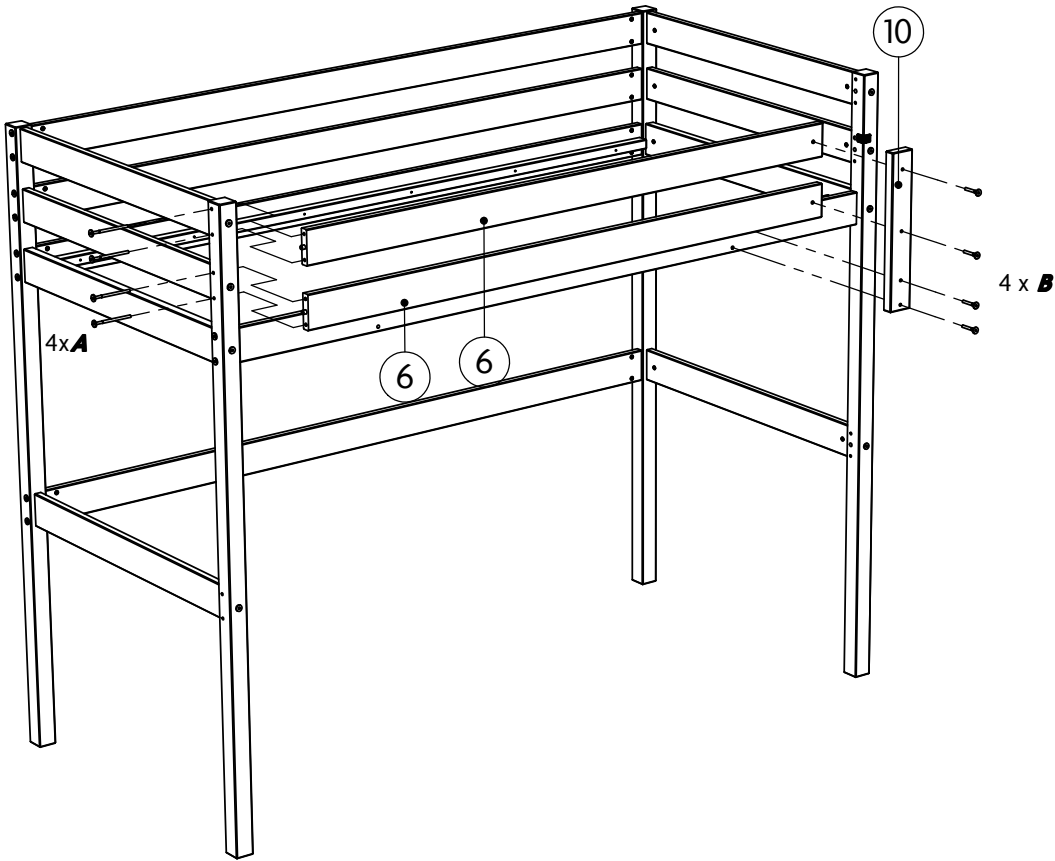


8.



9.



 S	M6 x 100mm A x 4	M6 x 45mm B x 4
--	----------------------------	---------------------------

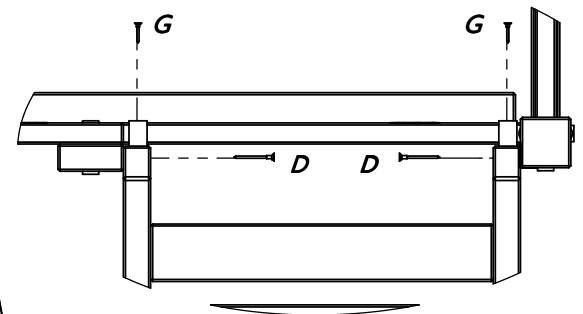
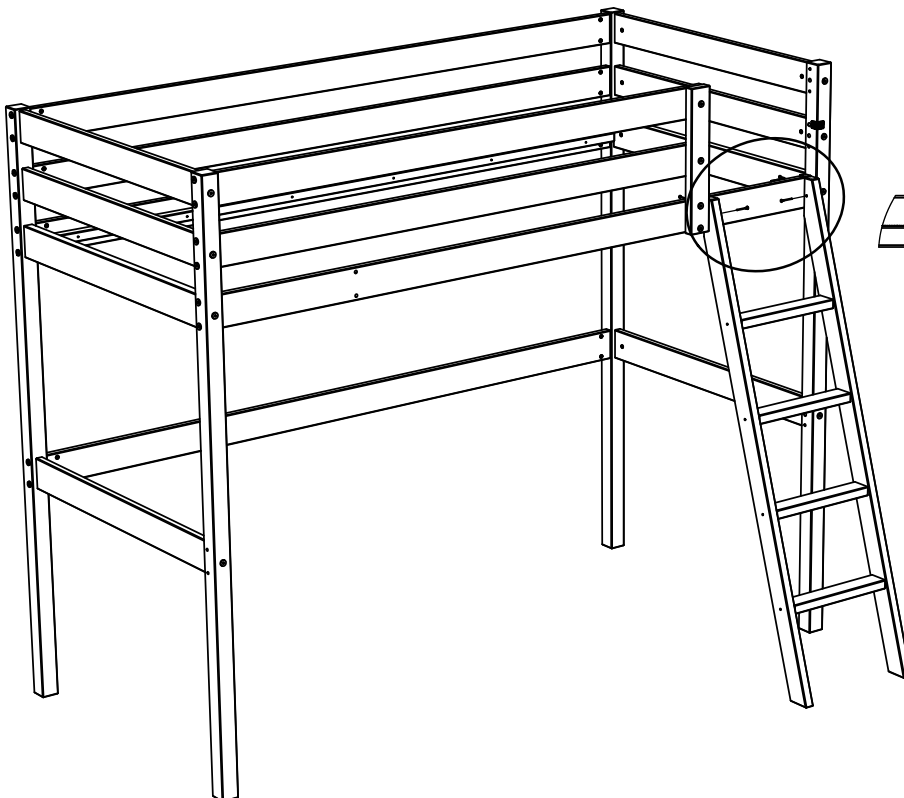


OU
OR
ODER

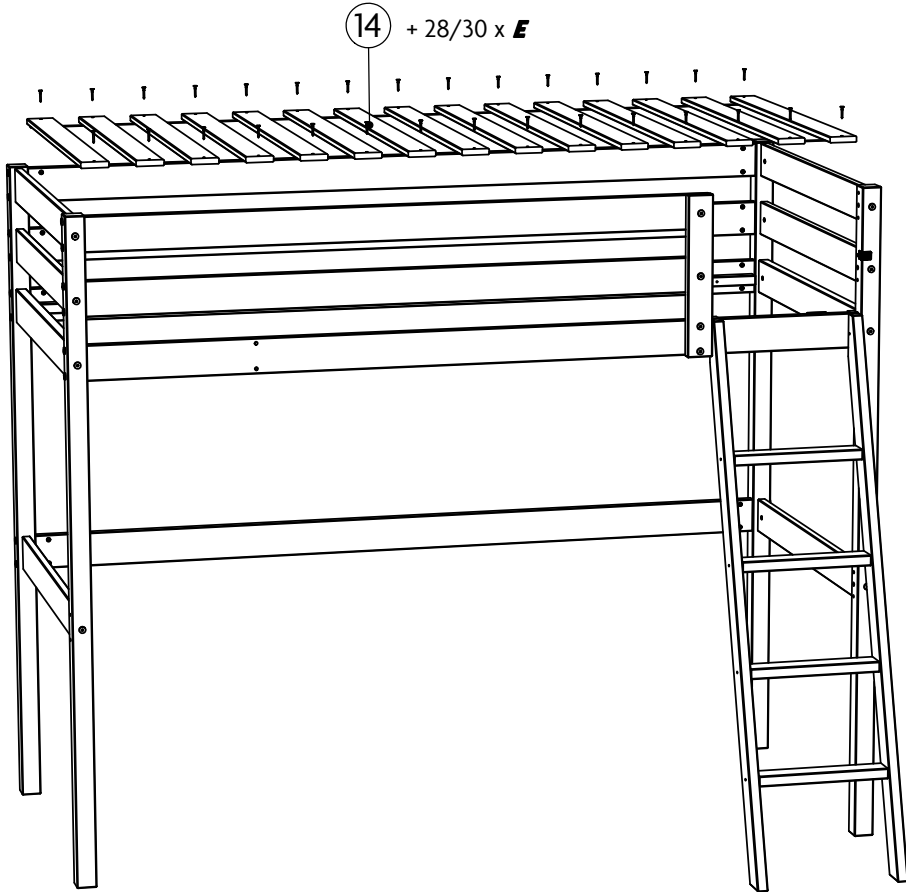


10.


 Ø 4 x 40mm D x 2	 Ø 3,5 x 20mm G x 2
--	--



11.



Ø 4,5 x 30mm



E x 28/30

12.

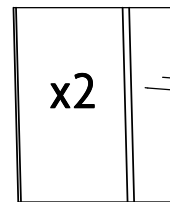
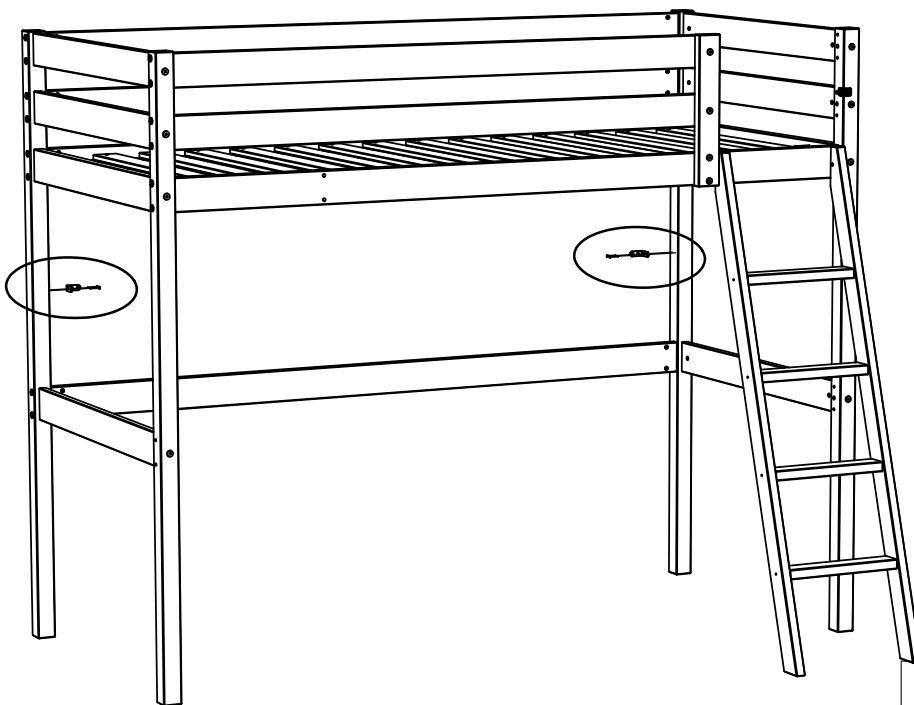
**FIXATION MURALE OBLIGATOIRE**

Ø 3,5 x 30mm








F x 4



R x 2
**R** + (2x**F**)**UTILISEZ DES VIS ET DES CHEVILLES
ADAPTÉES A VOS MURS**

Il existe une grande diversité de types de murs ou cloisons, c'est la raison pour laquelle nous ne pouvons vous fournir une quincaillerie adaptée à votre mur. Il est nécessaire d'identifier le type de paroi à laquelle vous allez fixer ce produit afin de vous procurer les fixations appropriées. En cas de besoin, adressez vous à un magasin spécialisé pour conseil.

13.

$\varnothing 3 \times 20\text{mm}$  H x 2	250 mm  K x 1	$\varnothing 7\text{mm}$  L x 16	$\varnothing 8\text{mm}$  M x 2	$\varnothing 10\text{mm}$  N x 4
---	--	--	---	--

